



F COM TECHNOLOGY



NETWORKING CABLES

The Backbone of Connectivity

Empower your network

with our premium wire and cable solutions that wire you for success. Engineered for reliability and performance, our product solution ensures seamless networking. **Explore the future of connectivity.**





F COM TECHNOLOGY

TABLE OF CONTENTS

03

About Fcom

04

Vision, Our Promise and Certifications

05

Building a connected tomorrow and Philosophy

06

Manufacturing Plant and Testing facility

07

Embracing Copper's Reliability and CSR

08

Our Product Range

ABOUT FCOM



13
Years of
Experience

Founded in 2011, Fcom stands as a distinguished manufacturer and exporter, offering a diverse array of products including Coaxial Cables, Microwave Cables, Copper Flexible Cables, Networking Cables, Data Cables, Power Cables, Low-loss Cables, Electrical Cables, Patch Cord, CCTV Cable, Multipair Cable, Control Cable, Instrumentation Cable, and Industrial Wire & Cable. Backed by a team of dedicated professionals adept in Research and Development, Sales and Marketing, Product Development, Quality Control, Administration, and Manufacturing, Fcom has garnered unparalleled recognition in India and international markets alike.

At Fcom, we prioritize quality, evident in our attainment of the ISO 9001:2015 certification, a testament to our unwavering commitment to the highest standards of quality management systems. Our independent, fully equipped quality testing labs play a pivotal role in consistently evaluating our finished products against the latest industry standards, both domestic and international. As a leading manufacturer, we extend our comprehensive product range to various countries globally. Fcom remains steadfast in delivering outstanding products and services, tailored to meet the evolving needs of our esteemed clientele, as we continue our journey of innovation and success. Fcom envisions a world wherein energy consumption is optimized and every device collaborates to enhance daily experiences.

MISSION

Our mission at Fcom is to conceive, produce, and distribute cutting-edge electrical and communication cables that surpass industry benchmarks. We are dedicated to furnishing dependable, efficient, and environmentally conscious solutions that meet the evolving demands of our clientele. Through ongoing research, technological progress, and a customer-centric ethos, our objective is to stimulate advancement and generate enduring value for all stakeholders.

VALUES

At Fcom, our fundamental principles underpin our dedication to excellence. Quality reigns supreme as we champion innovation and embrace emerging technologies. Integrity lies at the heart of our operations, rooted in honesty and ethical conduct. With a focus on our customers, we provide tailored solutions that enhance their success. Sustainability is inherent in our practices, promoting the use of eco-friendly materials and responsible manufacturing. These values propel us toward customer satisfaction, innovation, integrity, and sustainability.



COMMITMENT



RESPECT



EMPOWERMENT



TEAMWORK




TRANSPARENCY



F COM TECHNOLOGY


VISION

At Fcom, our vision is to be a global leader in the telecommunication industry, recognized for our innovative solutions, superior quality, and exceptional customer satisfaction. We strive to shape the future by empowering connections and enabling seamless communication across the world.

100+ Successful Projects 

2.6M Satisfied Clients 

35+ Experienced Staff 

20+ Industries served 

OUR PROMISE



Zero Quality Compromise



Innovative Approach



Competitive Prices



Reliable Expertise

CERTIFICATIONS



BUILDING A CONNECTED TOMORROW



In the present era, as technology permeates our daily lives, Fcom finds itself into the world progressively transitioning towards a connected ecosystem.



At Fcom, our vision is to emerge as a global leader in the telecommunications sector, distinguished for our innovative solutions, superior quality, and unmatched customer satisfaction. We aspire to shape the future by facilitating connections and facilitating seamless communication worldwide. Human beings possess an innate inclination to thrive through social connections. The intrinsic desire and necessity to forge good connections with others wield significant influence over our lives. Analogous to our fundamental requirements for sustenance and shelter, the fundamental need to belong to a community and cultivate relationships is undeniable. Over the years, Fcom has revolutionized the manner in which we remain interconnected and nurture the relationships. What may appear as an advanced connectivity infrastructure is swiftly advancing, surpassing expectations.

In today's era, where technology permeates every facet of our existence, we are witnessing a world increasingly embracing a connected ecosystem. This heralds a new epoch wherein machines intelligently exchange commands and operate autonomously. The progression of IoT and other technologies is reshaping diverse aspects of life through enhanced connectivity. The seamless transmission of data and inter-device connectivity is propelling us into an era of info-nomics, accentuating cost efficiency and an enriched user experience. A smart ecosystem, characterized by interdependent components and subsystems, has become a tangible reality. Smart Cities, Smart Buildings, Smart Offices, Smart Manufacturing, and Smart Ecosystems spanning social, commercial, and industrial domains are poised to elevate the quality of life and foster the development of more sustainable communities.

As we venture into this era of heightened connectivity, Fcom stands at the vanguard of innovation, introducing cutting-edge solutions that seamlessly integrate into our interconnected world. Our dedication to advancing technology transcends mere facilitation of communication; it embodies the empowerment of all.

PHILOSOPHY

As India progresses towards a digitally-driven lifestyle and economy, Fcom remains steadfast in its commitment to herald the era of Smart Connection.



MANUFACTURING PLANT & TESTING FACILITY



At Fcom, we uphold a paramount emphasis on quality across the entire production spectrum. Within our state-of-the-art facility, we seamlessly integrate cutting-edge technologies to manufacture a diverse array of cables and wires, encompassing coaxial, electrical, networking, and power cables. Our dedicated team, comprising experts from Research and Development, Product Development, and Quality Control, ensures that each product not only meets but surpasses international standards.

Central to our manufacturing ethos is our rigorous testing facility. At every stage of production, meticulous testing protocols are executed to guarantee the reliability and functionality of our offerings. Our steadfast commitment to uncompromising testing procedures distinguishes Fcom, ensuring that every cable leaving our facility is imbued with unparalleled quality, transcending mere product status.

Environmental sustainability forms the cornerstone of our manufacturing philosophy. We prioritize the utilization of eco-friendly materials and adhere to responsible manufacturing practices, aligning our endeavors with global initiatives for a greener future. Our dedication to sustainability is not merely a choice; it is an intrinsic facet of our corporate identity.

In the dynamic landscape of connectivity, Fcom assumes a pioneering role, poised to shape the next generation of solutions. Our substantial investment in Research and Development not only propels us towards the future but also ensures that our customers remain at the forefront in an ever-evolving digital milieu. Our aim is not merely to meet expectations but to surpass them, crafting solutions that seamlessly integrate into the fabric of daily life.

At Fcom, we forge connections that serve as enduring symbols of reliability and longevity. We invite you to join us on this journey where innovation, precision, and sustainability converge to redefine the future of technological connectivity. Fcom – Pioneering Connections, Redefining Standards. We don't just manufacture cables; we cultivate connections that withstand the test of time.

In the present era, as technology permeates our daily lives, Fcom finds itself in a world progressively transitioning towards a connected ecosystem.



EMBRACING COPPER'S RELIABILITY



The selection of appropriate cables is a critical aspect in establishing a network infrastructure within any environment. Despite recent advancements and disruptions in network technology, such as the increasing popularity of optical fiber cable networks and wireless systems, copper cabling continues to hold prominence due to its practicality, affordability, and reliability. Fcom incorporates copper communication cables as an integral component of its comprehensive offerings for data network integration. Our portfolio encompasses both co-axial cables and twisted pairs (including unshielded and shielded varieties). We manage the entire process, from design to supply, installation, and testing of copper cabling systems to ensure seamless network integration.

Our screened co-axial cables, valued for their cost-effectiveness and ease of use, are utilized across various data, industrial, and instrumentation applications, efficiently transmitting fast digital signals at low levels. Concurrently, our twisted pairs, featuring two intertwined copper wires insulated from each other and enclosed in a protective sheath, find common application in telephony and data scenarios within local area networks. Amid the rapid evolution of high-speed network systems, at Fcom, we continually explore the potential of copper cabling to provide power to end devices. Our copper cables play a pivotal role in various building systems, with twisted pair cabling supporting applications for end devices situated at or near the ceiling, providing flexibility to building occupants.

Our copper cabling systems are customized to meet diverse specifications, supporting enterprise applications, intelligent building systems, power supply, and industrial networks. Notably, our twisted pair cables are extensively deployed in lighting and audio-visual systems. Beyond manufacturing, Fcom's research and development division tirelessly endeavors to introduce various power bandwidth combinations for copper cabling systems. Our aim is to derive maximum value from the copper cabling systems we deploy, facilitating connectivity for an increasing number of devices. In modern times, copper cabling systems are still manufactured to meet the diverse communication needs within buildings, despite the prevalence of alternative solutions. Copper cabling remains a reliable and effective medium for various wired broadband technologies, requiring relatively modest investment in passive infrastructure.

CORPORATE SOCIAL RESPONSIBILITY

Fcom prioritizes CSR through ethical manufacturing, environmental sustainability, and community development. With a commitment to fair labor practices, eco-friendly materials, and social welfare programs, Fcom strives to make a positive impact on society and the environment.



OUR PRODUCT RANGE

COPPER SYSTEM

SOLID CABLES

09 CAT 5e

12 CAT6

20 CAT6A

CCTV CABLES

28 3+1

29 4+1

COPPER ACCESSORIES


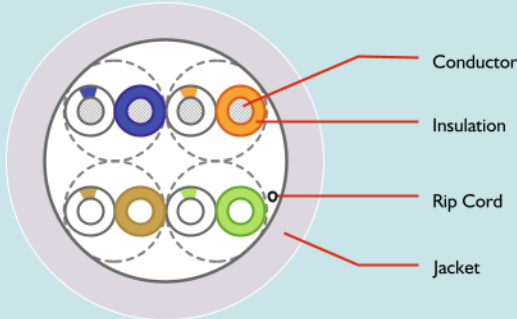
30 PATCH CORDS

TELEPHONE WIRE

35 SWITCHBOARD CABLES

CATEGORY 5e

CAT 5e UTP SOLID CABLE 24 AWG WITH FR-PVC JACKET



KEY FEATURES

- > For Data Center Applications
- > High bandwidth @ 100 MHz
- > 4 Pair 24 AWG
- > FR-PVC jacket
- > High speed transmission of Voice, Video and Data on LAN
- > Complies to ANSI/TIA-568-C.2, ISO/IEC 11801

ELECTRICAL PROPERTIES

- > Conductor Resistance: 9.2 Ω/100 Mtr max
- > Mutual Capacitance: 5.6 nF for 100 Mtr
- > Resistance Unbalance (%): max 5
- > Capacitance Unbalance: 330 pF for 100 Mtr
- > Delay Skew: 48 ns/100 Mtr
- > Propagation Delay: < 536 ns/100 Mtr
- > NVP: 69%
- > Current Rating: max 1.5 A
- > Operating Voltage: 72 V
- > Dielectric Strength: 1000 V RMS

MECHANICAL PROPERTIES

- > Conductor: 24 AWG Solid Bare Copper
- > Insulation: High Density Polyethylene
- > Solid Pairs: 4 Pairs Twisted together
- > Cable Diameter: 5.5 ± 0.5 mm
- > Rip cord: Nylon Rip cord
- > Outer Jacket: FR-PVC sheath (LSZH on request)
- > Jacket Colour: Light Grey (Customised colours on request)
- > Bending Radius: 4 X OD at 20°C
- > Pulling Force: 25 lbs
- > Operating Temperature: (-20°C to +60°C)
- > Installation Temperature: (0°C to +50°C)

COLOUR CODE

Pair Number: Colour


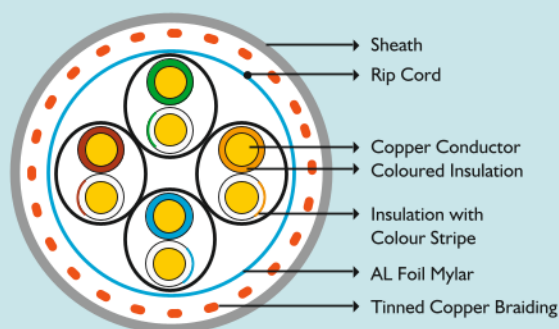
- > 1 - 2 : White-Orange Strip and Orange
- > 3 - 6 : White-Green Strip and Green
- > 4 - 5 : White-Blue Strip and Blue
- > 7 - 8 : White-Brown Strip and Brown

FREQUENCY (MHz)	ATT (dB/100 m) max.	NEXT (dB) min.	PS.NEXT (dB) min.	ACRF (dB@100 m)	PS.ACRF (dB@100 m) min	RETURN LOSS (dB@100 m)
1	2.2	60	57.0	57.4	54.4	17.0
4	4.5	53.5	50.5	45.4	42.4	17.0
8	6.3	48.6	45.6	39.3	36.3	17.0
10	7.1	47.0	44.0	37.4	34.4	17.0
16	9.1	43.6	40.6	33.3	30.3	17.0
20	10.2	42.0	39.0	31.4	28.4	17.0
25	11.4	40.3	37.3	29.4	26.4	16.0
31.25	12.9	38.7	35.7	27.5	24.5	15.1
62.5	18.6	33.6	30.6	21.5	18.5	12.1
100	24.0	30.1	27.1	17.4	14.4	10.0

PACKING: Easy pull boxes/reels of 305 m length (100 m, 500 m and 1000 m on request)

CATEGORY 5e

CAT 5e SF/UTP SOLID CABLE 24 AWG WITH FR-PVC JACKET



KEY FEATURES

- > For Data Center Applications
- > High bandwidth @ 100 MHz
- > 4 Pair 24 AWG
- > FR-PVC jacket
- > High speed transmission of Voice, Video and Data on LAN
- > Complies to ANSI/TIA-568-C.2, ISO/IEC 11801

ELECTRICAL PROPERTIES

- > Mutual Capacitance: 5.6nF/100m nominal
- > Characteristic Impedance: 100Ω ± 5%
- > Nominal Velocity of Propagation: 69%
- > Conductor Resistance: < 9.38Ω / 100m
- > Resistance Unbalance: 5 % Max
- > Capacitance Unbalance: 330pF / 100m
- > Delay Skew: < 45nS
- > Bending Radius: < 8 x Cable Diameter at -20°C ± 1°C
- > Pulling Force: 9.5 kgs
- > Temperature Range: -20°to +70°C

MECHANICAL PROPERTIES

- > 4 Pairs Foiled Twisted Pair screened with tinned braiding (SF/UTP) Cable
- > Conductor Metal: Solid Bare Copper
- > Screen: Tinned Copper Braiding
- > Shield: Aluminum /Polyester Foil
- > Color Code: Grey
- > Conductor Diameter: 0.510mm Nominal, 24 AWG
- > Insulation Diameter: 1.0mm Nominal
- > Insulation Material: HD-PE
- > Cable Diameter: 6.5mm Nominal

COLOUR CODE

Pair Number: Colour

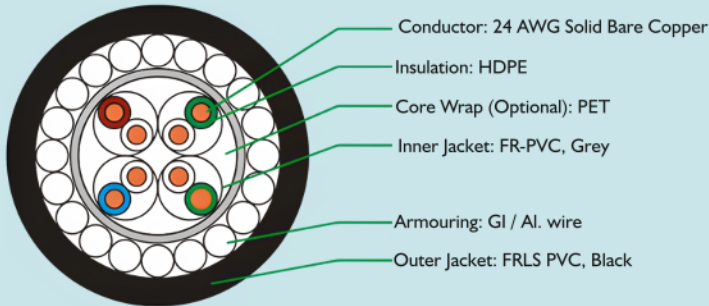
- > 1 - 2 : White-Orange Strip and Orange
- > 3 - 6 : White-Green Strip and Green
- > 4 - 5 : White-Blue Strip and Blue
- > 7 - 8 : White-Brown Strip and Brown

Frequency (MHz)	Insertion Loss (dB/100m)	RL (dB)	NEXT (dB)	PSNEXT (dB)	ELFEXT (dB)	PSELFEXT (dB)	ACR (dB)	PSACR (dB)
1	2.0	20.0	65.3	62.3	63.8	60.8	63.3	60.3
4	4.1	23.0	56.3	53.3	51.8	48.8	52.2	49.2
8	5.8	24.5	51.8	48.8	45.7	42.7	46.0	43.0
10	6.5	25.0	50.3	47.3	43.8	40.8	43.8	40.8
16	8.2	25.0	47.2	44.2	39.7	36.7	39.0	36.0
20	9.3	25.0	45.8	42.8	37.8	34.8	36.5	33.5
25	10.4	24.2	44.3	41.3	35.8	32.8	33.9	30.9
31.25	11.7	23.3	42.9	39.9	33.9	30.9	31.2	28.2
62.5	17.0	20.7	38.4	35.4	27.9	24.9	21.4	18.4
100	22.0	19.0	35.3	32.3	23.8	20.8	13.3	10.3

PACKING: Easy pull boxes/reels of 305 m length (100 m, 500 m and 1000 m on request)

CATEGORY 5e

CAT 5e UTP SOLID CABLE 24 AWG GI / ALUMINIUM WIRE ARMoured



KEY FEATURES

- > High Bandwidth @100 Mhz
- > 4 Pair 24 AWG
- > GI / Aluminium wire armouring
- > High speed transmission of Voice, Video and Data on LAN
- > Complies to ANSI/TIA-568-C.2
- > Suitable for Outdoor application

ELECTRICAL PROPERTIES

- > Conductor Resistance: 9.2 Ω /100 Mtr max
- > Mutual Capacitance: 5.6 nF for 100 Mtr
- > Resistance Unbalance (%): max 5
- > Capacitance Unbalance: 330 pF for 100 Mtr
- > Delay Skew: 48 ns/100 Mtr
- > Propagation Delay: < 536 ns/100 Mtr
- > NVP: 69%
- > Current Rating: max 1.5 A
- > Operating Voltage: 72 V
- > Dielectric Strength: 1000 V RMS

MECHANICAL PROPERTIES

- > Conductor: 24 AWG Solid Bare Copper
- > Insulation: High Density Polyethylene
- > Rip Cord: Nylon Rip cord
- > Inner Jacket: FR-PVC, Grey
- > Armouring: GI / Aluminium wire
- > Outer Jacket: FRLS PVC, Black
- > Cable Diameter: 9.0 \pm 0.5 mm
- > Operating Temperature: (-20°C to +60°C)
- > Installation Temperature: (0°C to +50°C)

COLOUR CODE


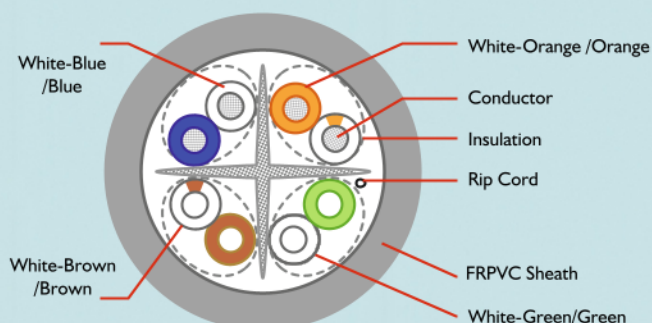
Pair Number: Colour

- > 1 - 2 : White-Orange Strip and Orange
- > 3 - 6 : White-Green Strip and Green
- > 4 - 5 : White-Blue Strip and Blue
- > 7 - 8 : White-Brown Strip and Brown

PACKING: Wooden drum of 1000 m length

CATEGORY 6

CAT 6 UTP SOLID COPPER CABLE 23 AWG WITH FR-PVC JACKET



KEY FEATURES

- > For Data Center Applications
- > High bandwidth @ 250 MHz
- > 4 Pair 23 AWG
- > FR-PVC jacket
- > High speed transmission of Voice, Video and Data on LAN
- > Complies to ANSI/TIA-568.2-D, ISO/IEC 11801 2nd Edition

ELECTRICAL PROPERTIES

- > Conductor Resistance: 9.2 Ω/100 Mtr max
- > Mutual Capacitance: 5.6 nF for 100 Mtr
- > Resistance Unbalance (%): max 5
- > Capacitance Unbalance: 330 pF for 100 Mtr
- > Delay Skew: 48 ns/100 Mtr
- > Propagation Delay: < 538 ns/100 Mtr
- > NVP: 69%
- > Current Rating: max 1.5 A
- > Operating Voltage: 72 V
- > Dielectric Strength: 1000 V RMS
- > Insulation Resistance: 100 M Ω

MECHANICAL PROPERTIES

- > Conductor: 23 AWG Solid Bare Copper
- > Central separator: PE Cross Separator
- > Insulation: High Density Polyethylene
- > Solid Pairs: 4 Pairs Twisted together
- > Cable Diameter: 5.8 ± 0.5 mm
- > Rip cord: Nylon Rip cord
- > Outer Jacket: FR-PVC sheath
- > Jacket Colour: Light Grey (Customised colours on request)
- > Bending Radius: 4 X OD at 20°C
- > Pulling Force: 25 lbs
- > Operating Temperature: (-20°C to +60°C)
- > Installation Temperature: (0°C to +50°C)

COLOUR CODE

Pair Number: Colour


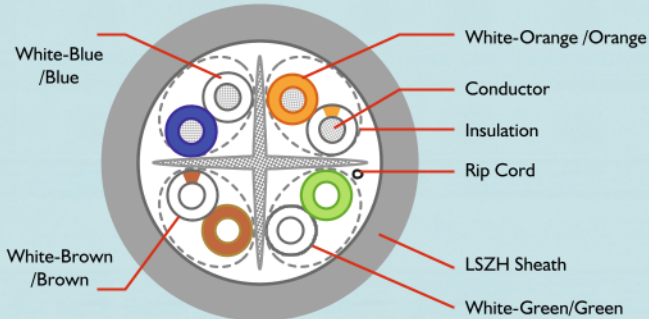
- > 1 - 2 : White-Orange Strip and Orange
- > 3 - 6 : White-Green Strip and Green
- > 4 - 5 : White-Blue Strip and Blue
- > 7 - 8 : White-Brown Strip and Brown

FREQUENCY (MHz)	ATT (dB/100 m) max.	NEXT (dB) min.	PS.NEXT (dB) min.	ACRF (dB@100 m)	PS.ACRF (dB@100 m) min	RETURN LOSS (dB@100 m)
1	2.1	65.0	62.0	63.3	60.3	19.0
4	4.0	63.0	60.5	51.2	48.2	19.0
8	5.7	58.2	55.6	45.2	42.2	19.0
10	6.3	56.6	54.0	43.3	40.3	19.0
16	8.0	53.2	50.6	39.2	36.2	18.0
20	9.0	51.6	49.0	37.2	34.2	17.5
25	10.1	50.0	47.3	35.3	32.3	17.0
31.25	11.4	48.4	45.7	33.4	30.4	16.5
62.5	16.5	43.4	40.6	27.3	24.3	14.0
100	21.3	39.9	37.1	23.3	20.3	12.0
200	31.5	34.8	31.9	17.2	14.2	9.0
250	35.9	33.1	30.2	15.3	12.3	8.0

PACKING: Easy pull boxes/reels of 305 m length (100 m, 500 m and 1000 m on request)

CATEGORY 6

CAT 6 UTP SOLID COPPER CABLE 23 AWG WITH LSZH JACKET



KEY FEATURES

- > For Data Center Applications
- > High bandwidth @ 250 MHz
- > 4 Pair 23 AWG
- > LSZH jacket
- > High speed transmission of Voice, Video and Data on LAN
- > Complies to ANSI/TIA-568.2-D, ISO/IEC 11801 2nd Edition

ELECTRICAL PROPERTIES

- > Conductor Resistance: 9.2 Ω /100 Mtr max
- > Mutual Capacitance: 5.6 nF for 100 Mtr
- > Resistance Unbalance (%): max 5
- > Capacitance Unbalance: 330 pF for 100 Mtr
- > Delay Skew: 48 ns/100 Mtr
- > Propagation Delay: < 538 ns/100 Mtr
- > NVP: 69%
- > Current Rating: max 1.5 A
- > Operating Voltage: 72 V
- > Dielectric Strength: 1000 V RMS
- > Insulation Resistance: 100 M Ω

MECHANICAL PROPERTIES

- > Conductor: 23 AWG Solid Bare Copper
- > Central separator: PE Cross Separator
- > Insulation: High Density Polyethylene
- > Solid Pairs: 4 Pairs Twisted together
- > Cable Diameter: 5.8 \pm 0.5 mm
- > Rip cord: Nylon Rip cord
- > Outer Jacket: LSZH sheath
- > Jacket Colour: Light Grey (Customised colours on request)
- > Bending Radius: 4 X OD at 20°C
- > Pulling Force: 25 lbs
- > Operating Temperature: (-20°C to +60°C)
- > Installation Temperature: (0°C to +50°C)

COLOUR CODE

Pair Number: Colour


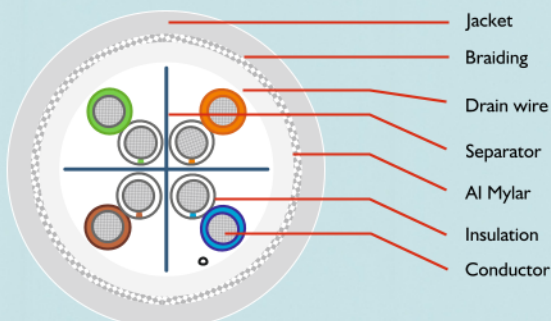
- > 1 - 2 : White-Orange Strip and Orange
- > 3 - 6 : White-Green Strip and Green
- > 4 - 5 : White-Blue Strip and Blue
- > 7 - 8 : White-Brown Strip and Brown

FREQUENCY (MHz)	ATT (dB/100 m) max.	NEXT (dB) min.	PS.NEXT (dB) min.	ACRF (dB@100 m)	PS.ACRF (dB@100 m) min	RETURN LOSS (dB@100 m)
1	2.1	65.0	62.0	63.3	60.3	19.0
4	4.0	63.0	60.5	51.2	48.2	19.0
8	5.7	58.2	55.6	45.2	42.2	19.0
10	6.3	56.6	54.0	43.3	40.3	19.0
16	8.0	53.2	50.6	39.2	36.2	18.0
20	9.0	51.6	49.0	37.2	34.2	17.5
25	10.1	50.0	47.3	35.3	32.3	17.0
31.25	11.4	48.4	45.7	33.4	30.4	16.5
62.5	16.5	43.4	40.6	27.3	24.3	14.0
100	21.3	39.9	37.1	23.3	20.3	12.0
200	31.5	34.8	31.9	17.2	14.2	9.0
250	35.9	33.1	30.2	15.3	12.3	8.0

PACKING: Easy pull boxes/reels of 305 m length (100 m, 500 m and 1000 m on request)

CATEGORY 6

CAT 6 SF/UTP SOLID COPPER CABLE 23 AWG WITH FR-PVC JACKET



KEY FEATURES

- > For Data Center Applications
- > Performance verified to 250 MHz
- > 4 Pair 23 AWG
- > FR-PVC jacket with foil/Shielding
- > High speed transmission of Voice, Video and Data on LAN
- > Complies to ANSI/TIA-568.2-D, ISO/IEC 11801 2nd Edition

ELECTRICAL PROPERTIES

- > Conductor Resistance: 9.2 Ω/100 Mtr max
- > Mutual Capacitance: 5.6 nF for 100 Mtr
- > Resistance Unbalance (%): max 5
- > Capacitance Unbalance: 330 pF for 100 Mtr
- > Delay Skew: 48 ns/100 Mtr
- > Propagation Delay: < 538 ns/100 Mtr
- > NVP: 69%
- > Current Rating: max 1.5 A
- > Operating Voltage: 72 V
- > Dielectric Strength: 1000 V RMS
- > Insulation Resistance: 100 M Ω

MECHANICAL PROPERTIES

- > Conductor: 23 AWG Solid Bare Copper
- > Central separator: PE Cross Separator
- > Insulation: High Density Polyethylene
- > Solid Pairs: 4 Pairs Twisted together
- > Cable Diameter: 9.2 ± 0.5 mm
- > Rip cord: Nylon Rip cord
- > Outer Jacket: FR-PVC sheath
- > Jacket Colour: Light Grey (Customised colours on request)
- > Bending Radius: < 8 X OD at -20°C
- > Pulling Force: 25 lbs
- > Operating Temperature: (-20°C to +60°C)
- > Installation Temperature: (0°C to +50°C)

COLOUR CODE

Pair Number: Colour

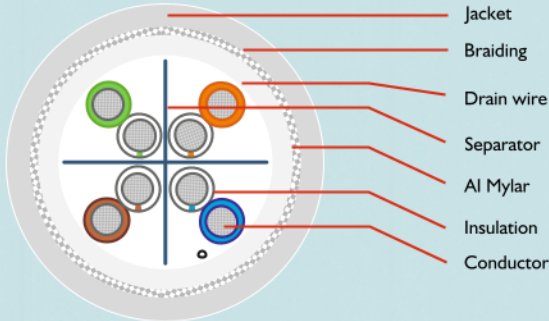
- > 1 - 2 : White-Orange Strip and Orange
- > 3 - 6 : White-Green Strip and Green
- > 4 - 5 : White-Blue Strip and Blue
- > 7 - 8 : White-Brown Strip and Brown

FREQUENCY (MHz)	ATT (dB/100 m) max.	NEXT (dB) min.	PS.NEXT (dB) min.	ACRF (dB@100 m)	PS.ACRF (dB@100 m) min	RETURN LOSS (dB@100 m)
1	2.1	65.0	62.0	63.3	60.3	19.0
4	4.0	63.0	60.5	51.2	48.2	19.0
8	5.7	58.2	55.6	45.2	42.2	19.0
10	6.3	56.6	54.0	43.3	40.3	19.0
16	8.0	53.2	50.6	39.2	36.2	18.0
20	9.0	51.6	49.0	37.2	34.2	17.5
25	10.1	50.0	47.3	35.3	32.3	17.0
31.25	11.4	48.4	45.7	33.4	30.4	16.5
62.5	16.5	43.4	40.6	27.3	24.3	14.0
100	21.3	39.9	37.1	23.3	20.3	12.0
200	31.5	34.8	31.9	17.2	14.2	9.0
250	35.9	33.1	30.2	15.3	12.3	8.0

PACKING: Wooden drum of 305 m length (100 m, 500 m and 1000 m on request)

CATEGORY 6

CAT 6 SF/UTP SOLID COPPER CABLE 23 AWG WITH LSZH JACKET



KEY FEATURES

- > For Data Center Applications
- > High bandwidth @ 250 MHZ
- > 4 Pair 23 AWG
- > LSZH jacket with foil/Shielding
- > High speed transmission of Voice, Video and Data on LAN
- > Complies to ANSI/TIA-568.2-D, ISO/IEC 11801 2nd Edition

ELECTRICAL PROPERTIES

- > Conductor Resistance: 9.2 Ω/100 Mtr max
- > Mutual Capacitance: 5.6 nF for 100 Mtr
- > Resistance Unbalance (%): max 5
- > Capacitance Unbalance: 330 pF for 100 Mtr
- > Delay Skew: 48 ns/100 Mtr
- > Propagation Delay: < 538 ns/100 Mtr
- > NVP: 69%
- > Current Rating: max 1.5 A
- > Operating Voltage: 72 V
- > Dielectric Strength: 1000 V RMS
- > Insulation Resistance: 100 M Ω

MECHANICAL PROPERTIES

- > Conductor: 23 AWG Solid Bare Copper
- > Central separator: PE Cross Separator
- > Insulation: High Density Polyethylene
- > Solid Pairs: 4 Pairs Twisted together
- > Cable Diameter: 9.2 ± 0.5 mm
- > Rip cord: Nylon Rip cord
- > Outer Jacket: LSZH sheath
- > Jacket Colour: Light Grey (Customised colours on request)
- > Bending Radius: <8 X OD at -20°C
- > Pulling Force: 25 lbs
- > Operating Temperature: (-20°C to +60°C)
- > Installation Temperature: (0°C to +50°C)

COLOUR CODE

Pair Number: Colour


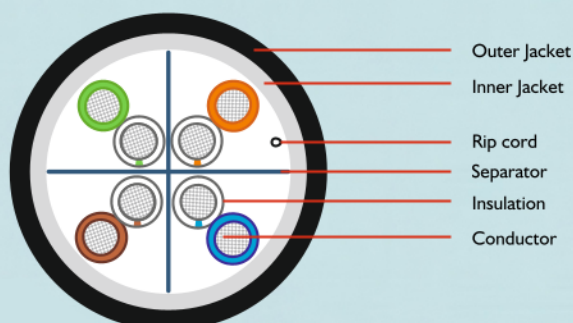
- > 1 - 2 : White-Orange Strip and Orange
- > 3 - 6 : White-Green Strip and Green
- > 4 - 5 : White-Blue Strip and Blue
- > 7 - 8 : White-Brown Strip and Brown

FREQUENCY (MHz)	ATT (dB/100 m) max.	NEXT (dB) min.	PS.NEXT (dB) min.	ACRF (dB@100 m)	PS.ACRF (dB@100 m) min	RETURN LOSS (dB@100 m)
1	2.1	65.0	62.0	63.3	60.3	19.0
4	4.0	63.0	60.5	51.2	48.2	19.0
8	5.7	58.2	55.6	45.2	42.2	19.0
10	6.3	56.6	54.0	43.3	40.3	19.0
16	8.0	53.2	50.6	39.2	36.2	18.0
20	9.0	51.6	49.0	37.2	34.2	17.5
25	10.1	50.0	47.3	35.3	32.3	17.0
31.25	11.4	48.4	45.7	33.4	30.4	16.5
62.5	16.5	43.4	40.6	27.3	24.3	14.0
100	21.3	39.9	37.1	23.3	20.3	12.0
200	31.5	34.8	31.9	17.2	14.2	9.0
250	35.9	33.1	30.2	15.3	12.3	8.0

PACKING: Wooden drum of 305 m length (100 m, 500 m and 1000 m on request)

CATEGORY 6

CAT 6 UTP SOLID COPPER CABLE 23 AWG DOUBLE JACKET-OUTDOOR



KEY FEATURES

- > For Data Center Applications
- > High bandwidth @ 250 MHz
- > 4 Pair 23 AWG
- > High speed transmission of Voice, Video and Data on LAN
- > Suitable for Outdoor above ground application
- > Rugged Double sheath construction
- > Complies to ANSI/TIA-568.2-D, ISO/IEC 11801 2nd Edition

ELECTRICAL PROPERTIES

- > Conductor Resistance: 9.2 Ω /100 Mtr max
- > Mutual Capacitance: 5.6 nF for 100 Mtr
- > Resistance Unbalance (%): max 5
- > Capacitance Unbalance: 330 pF for 100 Mtr
- > Delay Skew: 48 ns/100 Mtr
- > Propagation Delay: < 538 ns /100 Mtr
- > NVP: 69%
- > Current Rating: max 1.5 A
- > Operating Voltage: 72 V
- > Dielectric Strength: 1000 V RMS
- > Insulation Resistance: 100 M Ω

MECHANICAL PROPERTIES

- > Conductor: 23 AWG Solid Bare Copper
- > Central separator: PE Cross Separator
- > Insulation: High Density Polyethylene
- > Solid Pairs: 4 Pairs Twisted together
- > Inner sheet: PVC
- > Outer Jacket: Black HDPE
- > Cable Diameter: 7.5 \pm 0.5 mm
- > Rip cord: Nylon Rip cord
- > Bending Radius: 8 X OD at 20°C
- > Pulling Force: 25 lbs
- > Operating Temperature: (-20°C to +60°C)
- > Installation Temperature: (0°C to +50°C)

COLOUR CODE

Pair Number: Colour



- > 1 - 2 : White-Orange Strip and Orange
- > 3 - 6 : White-Green Strip and Green
- > 4 - 5 : White-Blue Strip and Blue
- > 7 - 8 : White-Brown Strip and Brown

FREQUENCY (MHz)	ATT (dB/100 m) max.	NEXT (dB) min.	PS.NEXT (dB) min.	ACRF (dB@100 m)	PS.ACRF (dB@100 m) min	RETURN LOSS (dB@100 m)
1	2.1	65.0	62.0	63.3	60.3	19.0
4	4.0	63.0	60.5	51.2	48.2	19.0
8	5.7	58.2	55.6	45.2	42.2	19.0
10	6.3	56.6	54.0	43.3	40.3	19.0
16	8.0	53.2	50.6	39.2	36.2	18.0
20	9.0	51.6	49.0	37.2	34.2	17.5
25	10.1	50.0	47.3	35.3	32.3	17.0
31.25	11.4	48.4	45.7	33.4	30.4	16.5
62.5	16.5	43.4	40.6	27.3	24.3	14.0
100	21.3	39.9	37.1	23.3	20.3	12.0
200	31.5	34.8	31.9	17.2	14.2	9.0
250	35.9	33.1	30.2	15.3	12.3	8.0

PACKING: Wooden drum of 305 m length (100 m, 500 m and 1000 m on request)

CATEGORY 6

CAT 6 UTP SOLID COPPER CABLE 23 AWG ECCS TAPE ARMoured



KEY FEATURES

- > High bandwidth @ 250 MHz
- > 4 Pair 23 AWG
- > Inner jacket – PVC, Outer Sheath - Polyethylene
- > High speed transmission of Voice, Video and Data on LAN
- > Complies to ANSI/TIA-568.2-D
- > Suitable for Outdoor application

ELECTRICAL PROPERTIES

- > Conductor Resistance: 9.2 Ω/100 Mtr max
- > Mutual Capacitance: 5.6 nF for 100 Mtr
- > Resistance Unbalance (%): max 5
- > Capacitance Unbalance: 330 pF for 100 Mtr
- > Delay Skew: 48 ns/100 Mtr
- > Propagation Delay: < 538 ns/100 Mtr
- > NVP: 69%
- > Current Rating: max 1.5 A
- > Operating Voltage: 72 V
- > Dielectric Strength: 1000 V RMS
- > Insulation Resistance: 100 M Ω

MECHANICAL PROPERTIES

- > ECCS Tape Armoured
- > Conductor: 23 AWG Solid Bare Copper
- > Central separator: PE Cross Separator
- > Insulation: High Density Polyethylene
- > Solid Pairs: 4 Pairs Twisted together
- > Cable Diameter: 10 ± 0.5 mm
- > Outer Jacket Colour: Black
- > Operating Temperature: (-20°C to +60°C)
- > Installation Temperature: (0°C to +50°C)

COLOUR CODE

Pair Number: Colour


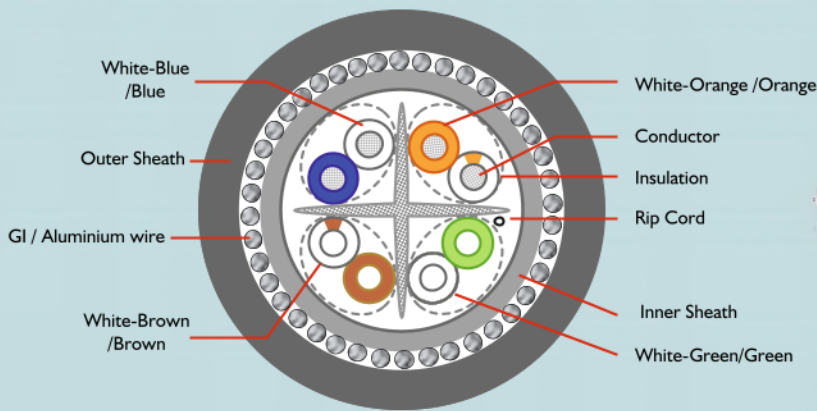
- > 1 - 2 : White-Orange Strip and Orange
- > 3 - 6 : White-Green Strip and Green
- > 4 - 5 : White-Blue Strip and Blue
- > 7 - 8 : White-Brown Strip and Brown

FREQUENCY (MHz)	ATT (dB/100 m) max.	NEXT (dB) min.	PS.NEXT (dB) min.	ACRF (dB@100 m)	PS.ACRF (dB@100 m) min	RETURN LOSS (dB@100 m)
1	2.3	65.0	62.0	63.3	60.3	19.0
4	4.3	63.0	60.5	51.2	48.2	19.0
8	5.8	58.2	55.6	45.2	42.2	19.0
10	6.5	56.6	54.0	43.3	40.3	19.0
16	8.2	53.2	50.6	39.2	36.2	18.0
20	9.2	51.6	49.0	37.2	34.2	17.5
25	10.2	50.0	47.3	35.3	32.3	17.0
31.25	11.5	48.4	45.7	33.4	30.4	16.5
62.5	16.4	43.4	40.6	27.3	24.3	14.0
100	20.9	39.9	37.1	23.3	20.3	12.0
200	30.1	34.8	31.9	17.2	14.2	9.0
250	33.9	33.1	30.2	15.3	12.3	8.0

PACKING: Wooden drum of 305 m length (100 m, 500 m and 1000 m on request)

CATEGORY 6

CAT 6 UTP SOLID COPPER CABLE 23 AWG GI / AL. WIRE ARMoured



KEY FEATURES

- > High bandwidth @ 250 MHz
- > 4 Pair 23 AWG
- > GI / Aluminium wire armoring
- > High speed transmission of Voice, Video and Data on LAN
- > Complies to ANSI/TIA-568.2-D
- > Suitable for Outdoor application

ELECTRICAL PROPERTIES

- > Conductor Resistance: 9.2 Ω /100 Mtr max
- > Mutual Capacitance: 5.6 nF for 100 Mtr
- > Resistance Unbalance (%): max 5
- > Capacitance Unbalance: 330 pF for 100 Mtr
- > Delay Skew: 48 ns/100 Mtr
- > Propagation Delay: < 538 ns/100 Mtr
- > NVP: 69%
- > Current Rating: max 1.5 A
- > Operating Voltage: 72 V
- > Dielectric Strength: 1000 V RMS
- > Insulation Resistance: 100 M Ω

MECHANICAL PROPERTIES

- > Conductor: 23 AWG Solid Bare Copper
- > Central Separator: PE Cross Separator
- > Insulation: High Density Polyethylene
- > Rip cord: Nylon Rip cord
- > Inner Jacket: FR-PVC, Grey
- > Armoring: GI / Aluminium wire
- > Outer Jacket: FRLS PVC, Grey
- > Cable Diameter: 10.0 \pm 1.5 mm
- > Operating Temperature: (-10°C to +60°C)
- > Installation Temperature: (0°C to +50°C)

COLOUR CODE


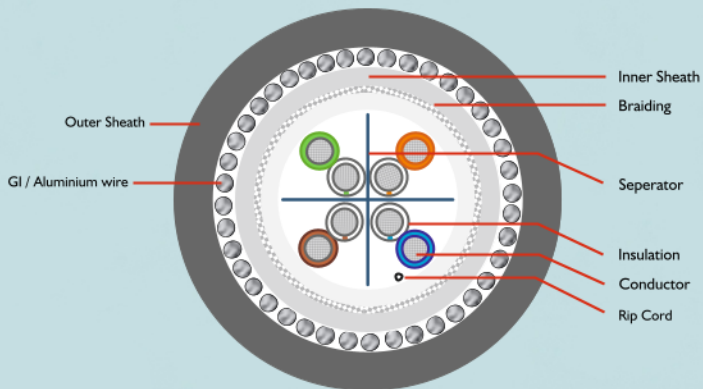
Pair Number: Colour

- > 1 - 2 : White-Orange Strip and Orange
- > 3 - 6 : White-Green Strip and Green
- > 4 - 5 : White-Blue Strip and Blue
- > 7 - 8 : White-Brown Strip and Brown

PACKING: Wooden drum of 1000 m length

CATEGORY 6

CAT 6 STP SOLID COPPER CABLE 23 AWG GI / AL. WIRE ARMoured



KEY FEATURES

- > High bandwidth @ 250 MHz
- > 4 Pair 23 AWG
- > Shielding, GI / Aluminium wire armoring
- > High speed transmission of Voice, Video and Data on LAN
- > Complies to ANSI/TIA-568.2-D
- > Suitable for Outdoor application

ELECTRICAL PROPERTIES

- > Conductor Resistance: 9.2 Ω /100 Mtr max
- > Mutual Capacitance: 5.6 nF for 100 Mtr
- > Resistance Unbalance (%): max 5
- > Capacitance Unbalance: 330 pF for 100 Mtr
- > Delay Skew: 48 ns/100 Mtr
- > Propagation Delay: < 538 ns/100 Mtr
- > NVP: 69%
- > Current Rating: max 1.5 A
- > Operating Voltage: 72 V

MECHANICAL PROPERTIES

- > Conductor: 23 AWG Solid Bare Copper
- > Central Separator: PE Cross Separator
- > Insulation: High Density Polyethylene
- > Rip cord: Nylon Rip cord
- > ATC Braiding
- > Inner Jacket: FR-PVC, Grey
- > Armoring: GI / Aluminium wire
- > Outer Jacket: FRLS PVC, Grey
- > Cable Diameter: 11.0 \pm 1.5 mm
- > Operating Temperature: (-10°C to +60°C)
- > Installation Temperature: (0°C to +50°C)

COLOUR CODE


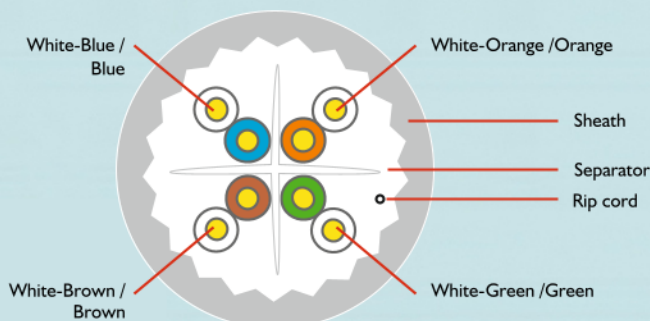
Pair Number: Colour

- > 1 - 2 : White-Orange Strip and Orange
- > 3 - 6 : White-Green Strip and Green
- > 4 - 5 : White-Blue Strip and Blue
- > 7 - 8 : White-Brown Strip and Brown

PACKING: Wooden drum of 1000 m length

CATEGORY 6A

CAT 6A UTP SOLID COPPER CABLE 23 AWG WITH FR-PVC JACKET



KEY FEATURES

- > For Data Center Applications
- > High bandwidth @ 500MHz
- > 4 Pair 23 AWG
- > FR-PVC jacket
- > High speed transmission of Voice, Video and Data on LAN
- > Complies to ANSI/TIA-568.2-D, ISO/IEC 11801 2nd Edition

ELECTRICAL PROPERTIES

- > Conductor Resistance: 9.2 Ω /100 Mtr max
- > Mutual Capacitance: 5.6 nF for 100 Mtr
- > Resistance Unbalance (%): max 5
- > Capacitance Unbalance: 330 pF for 100 Mtr
- > Delay Skew: 48 ns/100 Mtr
- > Propagation Delay: < 542 ns/100 Mtr
- > NVP: 69%
- > Current Rating: max 1.5 A
- > Operating Voltage: 72 V
- > Dielectric Strength: 1000 V RMS
- > Insulation Resistance: 100 M Ω

MECHANICAL PROPERTIES

- > Conductor: 23 AWG Solid Bare Copper
- > Central separator: PE Cross Separator
- > Insulation: High Density Polyethylene
- > Solid Pairs: 4 Pairs Twisted together
- > Cable Diameter: 6.6 ± 1.0 mm
- > Rip cord: Nylon Rip cord
- > Outer Jacket: FR-PVC sheath
- > Jacket Colour: Light Grey (Customised colours on request)
- > Bending Radius: 4 X OD at 20°C
- > Pulling Force: 25 lbs
- > Operating Temperature: (-20°C to +60°C)
- > Installation Temperature: (0°C to +50°C)

COLOUR CODE

Pair Number: Colour


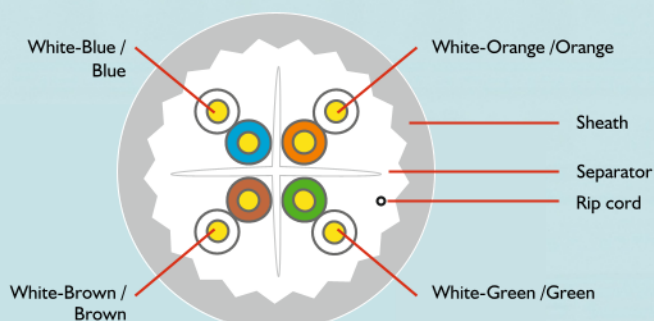
- > 1 - 2 : White-Orange Strip and Orange
- > 3 - 6 : White-Green Strip and Green
- > 4 - 5 : White-Blue Strip and Blue
- > 7 - 8 : White-Brown Strip and Brown

FREQUENCY IN MHz	ATTENUATION (dB)	NEXT (dB)	PSNEXT (dB)	ELFEXT (dB)	PSELFEXT (dB)	RETURN LOSS (dB)
1	2.03	74.30	72.30	67.80	64.80	20.0
10	5.95	59.30	57.30	47.80	44.80	25.0
25	9.65	53.33	51.34	39.84	36.83	24.32
62.5	15.46	47.36	45.32	31.88	28.88	21.54
100	19.9	44.30	42.28	27.8	24.76	20.11
250	32.9	38.33	36.33	19.84	16.84	17.32
500	48.90	33.82	31.82	13.80	10.82	15.21

PACKING: Wooden drum of 305 m length (100 m, 500 m and 1000 m on request)

CATEGORY 6A

CAT 6A UTP SOLID COPPER CABLE 23 AWG WITH LSZH JACKET



KEY FEATURES

- > For Data Center Applications
- > High bandwidth @ 500MHz
- > 4 Pair 23 AWG
- > LSZH Jacket
- > High speed transmission of Voice, Video and Data on LAN
- > Complies to ANSI/TIA-568.2-D, ISO/IEC 11801 2nd Edition

ELECTRICAL PROPERTIES

- > Conductor Resistance: 9.2 Ω /100 Mtr max
- > Mutual Capacitance: 5.6 nF for 100 Mtr
- > Resistance Unbalance (%): max 5
- > Capacitance Unbalance: 330 pF for 100 Mtr
- > Delay Skew: 48 ns/100 Mtr
- > Propagation Delay: < 542 ns/100 Mtr
- > NVP: 69%
- > Current Rating: max 1.5 A
- > Operating Voltage: 72 V
- > Dielectric Strength: 1000 V RMS
- > Insulation Resistance: 100 M Ω

MECHANICAL PROPERTIES

- > Conductor: 23 AWG Solid Bare Copper
- > Central separator: PE Cross Separator
- > Insulation: High Density Polyethylene
- > Solid Pairs: 4 Pairs Twisted together
- > Cable Diameter: 6.6 \pm 1.0 mm
- > Rip cord: Nylon Rip cord
- > Outer Jacket: LSZH sheath
- > Jacket Colour: Light Grey (Customised colours on request)
- > Bending Radius: 4 X OD at 20°C
- > Pulling Force: 25 lbs
- > Operating Temperature: (-20°C to +60°C)
- > Installation Temperature: (0°C to +50°C)

COLOUR CODE

Pair Number: Colour

- > 1 - 2 : White-Orange Strip and Orange
- > 3 - 6 : White-Green Strip and Green
- > 4 - 5 : White-Blue Strip and Blue
- > 7 - 8 : White-Brown Strip and Brown


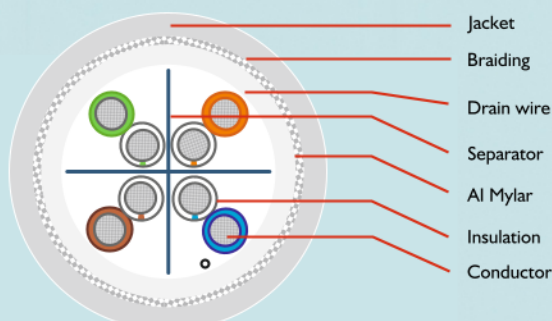
FREQUENCY IN MHz	ATTENUATION (dB)	NEXT (dB)	PSNEXT (dB)	ELFEXT (dB)	PSELFEXT (dB)	RETURN LOSS (dB)
1	2.03	74.30	72.30	67.80	64.80	20.0
10	5.95	59.30	57.30	47.80	44.80	25.0
25	9.65	53.33	51.34	39.84	36.83	24.32
62.5	15.46	47.36	45.32	31.88	28.88	21.54
100	19.9	44.30	42.28	27.8	24.76	20.11
250	32.9	38.33	36.33	19.84	16.84	17.32
500	48.90	33.82	31.82	13.80	10.82	15.21

PACKING: Wooden drum of 305 m length (100 m, 500 m and 1000 m on request)



CATEGORY 6A

CAT 6A SF/UTP SOLID COPPER CABLE 23 AWG WITH FR-PVC JACKET



KEY FEATURES

- > For Data Center Applications
- > High bandwidth @ 500MHz
- > 4 Pair 23 AWG
- > FR-PVC jacket
- > High speed transmission of Voice, Video and Data on LAN
- > Complies to ANSI/TIA-568.2-D, ISO/IEC 11801 2nd Edition

ELECTRICAL PROPERTIES

- > Conductor Resistance: 9.2 Ω /100 Mtr max
- > Mutual Capacitance: 5.6 nF for 100 Mtr
- > Resistance Unbalance (%): max 5
- > Capacitance Unbalance: 330 pF for 100 Mtr
- > Delay Skew: 48 ns/100 Mtr
- > Propagation Delay: < 542 ns/100 Mtr
- > NVP: 69%
- > Current Rating: max 1.5 A
- > Operating Voltage: 72 V
- > Dielectric Strength: 1000 V RMS
- > Insulation Resistance: 100 M Ω

MECHANICAL PROPERTIES

- > Conductor: 23 AWG Solid Bare Copper
- > Central separator: PE Cross Separator
- > Insulation: High Density Polyethylene
- > Solid Pairs: 4 Pairs Twisted together
- > Cable Diameter: 10.0 \pm 0.5 mm
- > Shielding: Al Mylar
- > Braiding: ATC Braiding, ATC Drain wire
- > Rip cord: Nylon Rip cord
- > Outer Jacket: FR-PVC sheath, Light Grey (Customised colours on request)
- > Bending Radius: 4 X OD at 20°C, Pulling Force: 25 lbs
- > Installation Temperature: (0°C to +50°C)

COLOUR CODE

Pair Number: Colour


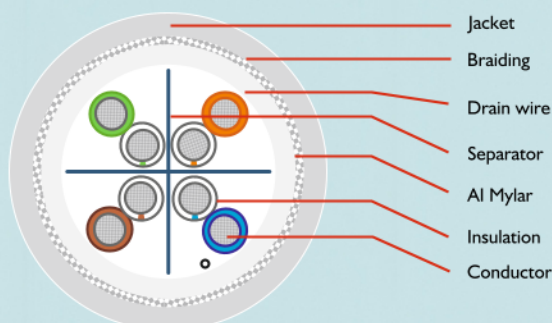
- > 1 - 2 : White-Orange Strip and Orange
- > 3 - 6 : White-Green Strip and Green
- > 4 - 5 : White-Blue Strip and Blue
- > 7 - 8 : White-Brown Strip and Brown

FREQUENCY IN MHz	ATTENUATION (dB)	NEXT (dB)	PSNEXT (dB)	ELFEXT (dB)	PSELFEXT (dB)	RETURN LOSS (dB)
1	2.03	74.30	72.30	67.80	64.80	20.0
10	5.95	59.30	57.30	47.80	44.80	25.0
25	9.65	53.33	51.34	39.84	36.83	24.32
62.5	15.46	47.36	45.32	31.88	28.88	21.54
100	19.9	44.30	42.28	27.8	24.76	20.11
250	32.9	38.33	36.33	19.84	16.84	17.32
500	48.90	33.82	31.82	13.80	10.82	15.21

PACKING: Wooden drum of 305 m length (100 m, 500 m and 1000 m on request)

CATEGORY 6A

CAT 6A SF/UTP SOLID COPPER CABLE 23 AWG WITH LSZH JACKET



KEY FEATURES

- > For Data Center Applications
- > High bandwidth @ 500MHz
- > 4 Pair 23 AWG
- > LSZH Jacket
- > High speed transmission of Voice, Video and Data on LAN
- > Complies to ANSI/TIA-568.2-D, ISO/IEC 11801 2nd Edition

ELECTRICAL PROPERTIES

- > Conductor Resistance: 9.2 Ω /100 Mtr max
- > Mutual Capacitance: 5.6 nF for 100 Mtr
- > Resistance Unbalance (%): max 5
- > Capacitance Unbalance: 330 pF for 100 Mtr
- > Delay Skew: 48 ns/100 Mtr
- > Propagation Delay: < 542 ns/100 Mtr
- > NVP: 69%
- > Current Rating: max 1.5 A
- > Operating Voltage: 72 V
- > Dielectric Strength: 1000 V RMS
- > Insulation Resistance: 100 M Ω

MECHANICAL PROPERTIES

- > Conductor: 23 AWG Solid Bare Copper
- > Central separator: PE Cross Separator
- > Insulation: High Density Polyethylene
- > Solid Pairs: 4 Pairs Twisted together
- > Cable Diameter: 10.0 \pm 0.5 mm
- > Shielding: Al Mylar
- > Braiding: ATC Braiding, ATC Drain wire
- > Rip cord: Nylon Rip cord
- > Outer Jacket: LSZH sheath, Light Grey (Customised colours on request)
- > Bending Radius: 4 X OD at 20°C, Pulling Force: 25 lbs
- > Installation Temperature: (0°C to +50°C)

COLOUR CODE

Pair Number: Colour

- > 1 - 2 : White-Orange Strip and Orange
- > 3 - 6 : White-Green Strip and Green
- > 4 - 5 : White-Blue Strip and Blue
- > 7 - 8 : White-Brown Strip and Brown


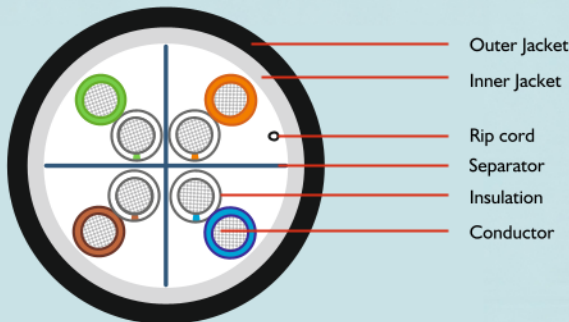
FREQUENCY IN MHz	ATTENUATION (dB)	NEXT (dB)	PSNEXT (dB)	ELFEXT (dB)	PSELFEXT (dB)	RETURN LOSS (dB)
1	2.03	74.30	72.30	67.80	64.80	20.0
10	5.95	59.30	57.30	47.80	44.80	25.0
25	9.65	53.33	51.34	39.84	36.83	24.32
62.5	15.46	47.36	45.32	31.88	28.88	21.54
100	19.9	44.30	42.28	27.8	24.76	20.11
250	32.9	38.33	36.33	19.84	16.84	17.32
500	48.90	33.82	31.82	13.80	10.82	15.21

PACKING: Wooden drum of 305 m length (100 m, 500 m and 1000 m on request)



CATEGORY 6A

CAT 6A UTP SOLID COPPER CABLE 23 AWG DOUBLE JACKET-OUTDOOR



KEY FEATURES

- > High bandwidth @ 500 MHz
- > 4 Pair 23 AWG
- > High speed transmission of Voice, Video and Data on LAN
- > Suitable for Outdoor above ground application
- > Rugged Double sheath construction
- > Complies to ANSI/TIA-568.2-D

ELECTRICAL PROPERTIES

- > Conductor Resistance: 9.2 Ω /100 Mtr max
- > Mutual Capacitance: 5.6 nF for 100 Mtr
- > Resistance Unbalance (%): max 5
- > Capacitance Unbalance: 330 pF for 100 Mtr
- > Delay Skew: 48 ns/100 Mtr
- > Propagation Delay: < 542 ns /100 Mtr
- > NVP: 69%
- > Current Rating: max 1.5 A
- > Operating Voltage: 72 V

MECHANICAL PROPERTIES

- > Conductor: 23 AWG Solid Bare Copper
- > Central separator: PE Cross Separator
- > Insulation: High Density Polyethylene
- > Inner sheet: PVC
- > Outer Jacket: Black HDPE
- > Cable Diameter: 7.5 \pm 0.5 mm
- > Rip cord: Nylon Rip cord
- > Operating Temperature: (-20°C to +60°C)
- > Installation Temperature: (0°C to +50°C)

COLOUR CODE



Pair Number: Colour

- > 1 - 2 : White-Orange Strip and Orange
- > 3 - 6 : White-Green Strip and Green
- > 4 - 5 : White-Blue Strip and Blue
- > 7 - 8 : White-Brown Strip and Brown

PACKING: Wooden drum of 305 m length (500 m and 1000 m on request)

CATEGORY 6A

CAT 6A UTP SOLID COPPER CABLE 23 AWG ECCS TAPE ARMoured



KEY FEATURES

- > High bandwidth @ 500 MHz
- > 4 Pair 23 AWG
- > Inner jacket – PVC, Outer Sheath - Polyethylene
- > High speed transmission of Voice, Video and Data on LAN
- > Complies to ANSI/TIA-568.2-D
- > Suitable for Outdoor application

ELECTRICAL PROPERTIES

- > Conductor Resistance: 9.2 Ω /100 Mtr max
- > Mutual Capacitance: 5.6 nF for 100 Mtr
- > Resistance Unbalance (%): max 5
- > Capacitance Unbalance: 330 pF for 100 Mtr
- > Delay Skew: 48 ns/100 Mtr
- > Propagation Delay: < 542 ns/100 Mtr
- > NVP: 69%
- > Current Rating: max 1.5 A
- > Operating Voltage: 72 V
- > Dielectric Strength: 1000 V RMS
- > Insulation Resistance: 100 M Ω

MECHANICAL PROPERTIES

- > ECCS Tape Armoured
- > Conductor: 23 AWG Solid Bare Copper
- > Central separator: PE Cross Separator
- > Insulation: High Density Polyethylene
- > Solid Pairs: 4 Pairs Twisted together
- > Cable Diameter: 10 \pm 0.5 mm
- > Outer Jacket Colour: Black
- > Operating Temperature: (-20°C to +60°C)
- > Installation Temperature: (0°C to +50°C)

COLOUR CODE

Pair Number: Colour


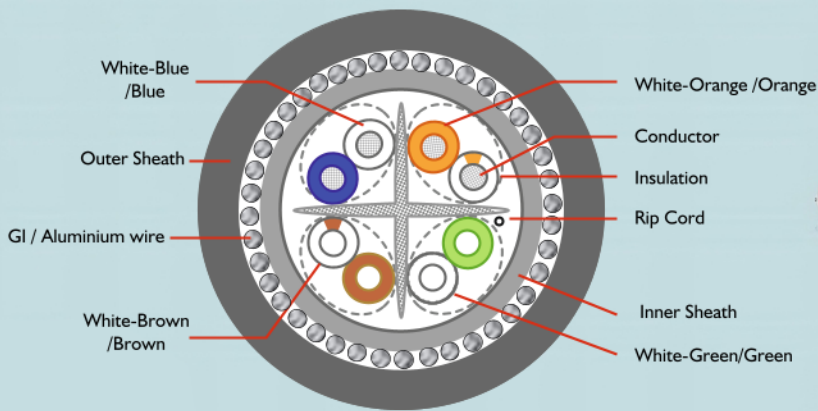
- > 1 - 2 : White-Orange Strip and Orange
- > 3 - 6 : White-Green Strip and Green
- > 4 - 5 : White-Blue Strip and Blue
- > 7 - 8 : White-Brown Strip and Brown

PACKING: Wooden drum of 305 m length (100 m, 500 m and 1000 m on request)



CATEGORY 6A

CAT 6A UTP SOLID COPPER CABLE 23 AWG GI / AL. WIRE ARMoured



KEY FEATURES

- > High bandwidth @ 500 MHz
- > 4 Pair 23 AWG
- > Shielding, GI / Aluminium wire armoring
- > High speed transmission of Voice, Video and Data on LAN
- > Complies to ANSI/TIA-568.2-D
- > Suitable for Outdoor application

ELECTRICAL PROPERTIES

- > Conductor Resistance: 9.2 Ω /100 Mtr max
- > Mutual Capacitance: 5.6 nF for 100 Mtr
- > Resistance Unbalance (%): max 5
- > Capacitance Unbalance: 330 pF for 100 Mtr
- > Delay Skew: 48 ns/100 Mtr
- > Propagation Delay: < 542 ns/100 Mtr
- > NVP: 69%
- > Current Rating: max 1.5 A
- > Operating Voltage: 72 V
- > Dielectric Strength: 1000 V RMS
- > Insulation Resistance: 100 M Ω

MECHANICAL PROPERTIES

- > Conductor: 23 AWG Solid Bare Copper
- > Central Separator: PE Cross Separator
- > Insulation: High Density Polyethylene
- > Rip cord: Nylon Rip cord
- > Inner Jacket: FR-PVC
- > Armoring: GI / Aluminium wire
- > Outer Jacket: FRLS PVC, Grey
- > Cable Diameter: 10.5 \pm 1.5 mm
- > Operating Temperature: (-10°C to +60°C)
- > Installation Temperature: (0°C to +50°C)

COLOUR CODE


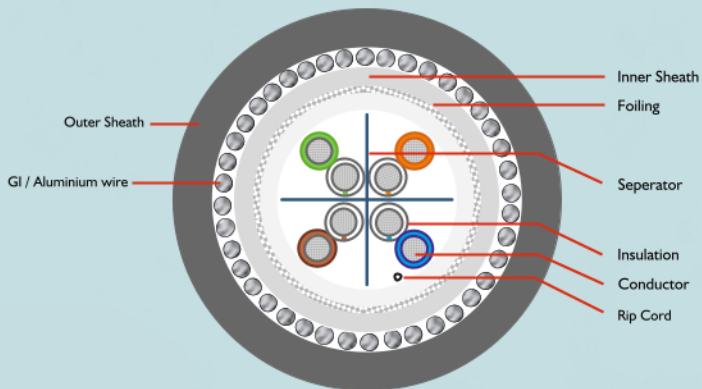
Pair Number: Colour

- > 1 - 2 : White-Orange Strip and Orange
- > 3 - 6 : White-Green Strip and Green
- > 4 - 5 : White-Blue Strip and Blue
- > 7 - 8 : White-Brown Strip and Brown

PACKING: Wooden drum of 1000 m length

CATEGORY 6A

CAT 6A FTP SOLID COPPER CABLE 23 AWG GI / AL. WIRE ARMoured



KEY FEATURES

- > High bandwidth @ 500 MHz
- > 4 Pair 23 AWG
- > Foiling, GI / Aluminium wire armouring
- > High speed transmission of Voice, Video and Data on LAN
- > Complies to ANSI/TIA-568.2-D
- > Suitable for Outdoor application

ELECTRICAL PROPERTIES

- > Conductor Resistance: 9.2 Ω /100 Mtr max
- > Mutual Capacitance: 5.6 nF for 100 Mtr
- > Resistance Unbalance (%): max 5
- > Capacitance Unbalance: 330 pF for 100 Mtr
- > Delay Skew: 48 ns/100 Mtr
- > Propagation Delay: < 542 ns/100 Mtr
- > NVP: 69%
- > Current Rating: max 1.5 A
- > Operating Voltage: 72 V

MECHANICAL PROPERTIES

- > Conductor: 23 AWG Solid Bare Copper
- > Central Separator: PE Cross Separator
- > Insulation: High Density Polyethylene
- > Rip cord: Nylon Rip cord
- > Al Mylar tape
- > Inner Jacket: FR-PVC
- > Armouring: GI / Aluminium wire
- > Outer Jacket: FRLS PVC, Grey
- > Cable Diameter: 11.5 \pm 1.5 mm
- > Operating Temperature: (-10°C to +60°C)
- > Installation Temperature: (0°C to +50°C)

COLOUR CODE


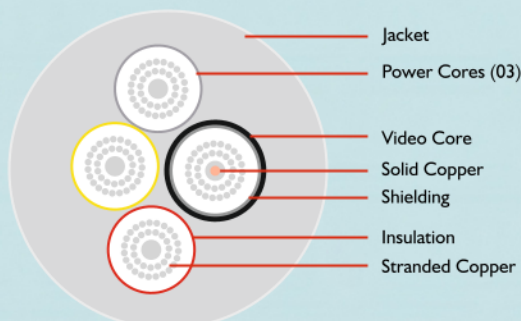
Pair Number: Colour

- > 1 - 2 : White-Orange Strip and Orange
- > 3 - 6 : White-Green Strip and Green
- > 4 - 5 : White-Blue Strip and Blue
- > 7 - 8 : White-Brown Strip and Brown

PACKING: Wooden drum of 1000 m length

CCTV CABLES

3+1 CCTV CABLE



KEY FEATURES

LOW FREQUENCY ELECTRICAL & MECHINCAL PARAMETER

- > Power and Data hybrid type construction
- > Communication and electrical conductors combined
- > Single Video Core and Three power cores
- > Flame retardant cable with CCA braiding on video core

MECHANICAL PROPERTIES

- > Conductor Resistance (DC) of Solid: 65 Ω/km @20°C. (Max)
- > Conductor Resistance (DC) of Stranded: 175 Ω/km @20° C. (Max)
- > Tensile Strength in PVC Jacket - 12.5 N/mm²(Min)
- > Elongation in PVC Jacket - 150% (Min)


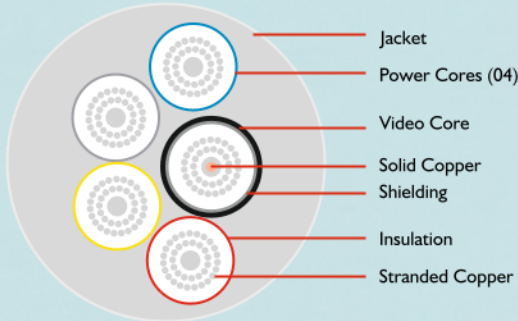
CONSTRUCTION

Power Core Conductor	
Conductor Type	Stranded Annealed Bare Copper Conductor
No. of Wire/Size of Wire (Nos./mm)	14/0.10 ± 0.010 mm
Insulation	PVC
No. of Core	3
Colour Code	Red, Yellow & Grey
Core O.D.	1.35 ± 0.10 mm
Video Core	
Conductor Type	Solid Annealed Bare Copper Conductor
No. of Wire/Size of Wire (Nos./mm)	01/0.60 ± 0.015 mm
Insulation	HDPE
No. of Core	1
Colour Code	Natural
Shield (Video Core Shielding)	
Shielding	Al-Mylar
Braiding	CCA braiding (48 wire/0.12 ± 0.01 mm)
Video Core Jacketing	HDPE
Colour of Jacket	Black
Video Core OD	2.50 ± 0.20 mm
Outer Sheath	
Material	PVC
Colour of Jacketing (As per Customer Required)	White
Thickness of Outer Jacket	0.65 mm (Nom.)
Outer Dia.	5.70 ± 0.30 mm
Sequential Marking	At Every Meter

PACKING: Standard length (as per customer req.) 90 m/180 m in box

CCTV CABLES

4+1 CCTV CABLE



KEY FEATURES

LOW FREQUENCY ELECTRICAL & MECHINCAL PARAMETER

- > Power and Data hybrid type construction
- > Communication and electrical conductors combined
- > Single Video Core and Four power cores
- > Flame retardant cable with CCA braiding on video core

MECHANICAL PROPERTIES

- > Conductor Resistance (DC) of Solid: 65 Ω /km @20°C. (Max)
- > Conductor Resistance (DC) of Stranded: 175 Ω /km @20° C. (Max)
- > Tensile Strength in PVC Jacket - 12.5 N/mm²(Min)
- > Elongation in PVC Jacket - 150% (Min)

CONSTRUCTION

Power Core Conductor	
Conductor Type	Stranded Annealed Bare Copper Conductor
No. of Wire/Size of Wire (Nos./mm)	14/0.10 \pm 0.010 mm
Insulation	PVC
No. of Core	4
Colour Code	Red, Yellow, Grey & Blue
Core O.D.	1.35 \pm 0.10 mm
Video Core	
Conductor Type	Solid Annealed Bare Copper Conductor
No. of Wire/Size of Wire (Nos./mm)	01/0.60 \pm 0.015 mm
Insulation	HDPE
No. of Core	1
Colour Code	Natural
Shield (Video Core Shielding)	
Shielding	Al-Mylar
Braiding	CCA braiding (48 wire/0.12 \pm 0.01 mm)
Video Core Jacketing	HDPE
Colour of Jacket	Black
Video Core OD	2.50 \pm 0.20 mm
Outer Sheath	
Material	PVC
Colour of Jacketing (As per Customer Required)	White
Thickness of Outer Jacket	0.65 mm (Nom.)
Outer Dia.	5.70 \pm 0.30 mm
Sequential Marking	At Every Meter


PACKING: Standard length (as per customer req.) 90 m/180 m in box

COPPER ACCESSORIES



F COM TECHNOLOGY

CAT 6 UTP PATCH CORD



KEY FEATURES

- > Available in the lengths of 1, 2, 3 m and customised length
- > Available in Light Grey Colour
- > Available with FR-PVC/LSZH jacket material
- > 100% Factory Tested
- > Transparent Boot Cable Assemblies
- > Exceeds Cat 6 Performance

ELECTRICAL PROPERTIES

- > Spark Test for Insulation (DC): 2.5 KV
- > Conductor Resistance max. at 20°C: 87.60 Ω /km
- > Characteristic Impedance: 100 \pm 15 Ω
- > Propagation Delay Skew: 45 ns/100 m

COMPLIANCE

- > RoHS Compliant
- > ANSI/TIA-568.2-D
- > ISO/IEC 11801

MECHANICAL PROPERTIES

- > Plug mating: > 1000 mating cycles
- > Temperature:
 - Operating temperature range -10°C to +60°C
 - Storage temperature range -40°C to +70°C

PHYSICAL

- > RJ 45 8P 8C Connector
- > Conductor Material: Stranded Copper
- > Insulation Material: HDPE
- > Jacket Type: FR-PVC/LSZH sheath
- > Plug: 50 Microns Gold Plated Contact
- > Boot: Moulded Transparent
- > Colour options available on request

PACKING: Each patch cord in individual gift pack.

COPPER ACCESSORIES

CAT 6 STP PATCH CORD



KEY FEATURES

- > Available in the lengths of 1, 2, 3 m and customised length
- > Available in Light Grey Colour
- > Available with FR-PVC/LSZH jacket material
- > 100% Factory Tested
- > Shielded Boot Cable Assemblies
- > Exceeds Cat 6 Performance

ELECTRICAL PROPERTIES

- > Spark Test for Insulation (DC): 2.5 KV
- > Conductor Resistance max. at 20°C: 87.60 Ω /km
- > Characteristic Impedance: 100 \pm 15 Ω
- > Propagation Delay Skew: 45 ns/100 m

COMPLIANCE

- > RoHS Compliant
- > ANSI/TIA-568.2-D
- > ISO/IEC 11801

MECHANICAL PROPERTIES

- > Plug mating: > 1000 mating cycles
- > Temperature:
Operating temperature range -10°C to +60°C
Storage temperature range -40°C to +70°C

PHYSICAL

- > RJ 45 8P 8C Connector
- > Conductor Material: Stranded Copper
- > Insulation Material: HDPE
- > Jacket Type: FR-PVC/LSZH sheath
- > Plug: 50 Microns Gold Plated Contact
- > Boot: Shielded Boot
- > Colour options available on request

PACKING: Each patch cord in individual gift pack.



COPPER ACCESSORIES

CAT 6A UTP PATCH CORD



KEY FEATURES

- > Available in the lengths of 1, 2, 3 m and customised length
- > Available in Light Grey Colour
- > Available with FR-PVC/LSZH jacket material
- > 100% Factory Tested
- > Transparent Boot Cable Assemblies
- > Exceeds Cat 6A Performance

ELECTRICAL PROPERTIES

- > Spark Test for Insulation (DC): 2.5 KV
- > Conductor Resistance max. at 20°C: 87.60 Ω /km
- > Characteristic Impedance: 100 \pm 15 Ω
- > Propagation Delay Skew: 45 ns/100 m

COMPLIANCE

- > RoHS Compliant
- > ANSI/TIA-568.2-D
- > ISO/IEC 11801

MECHANICAL PROPERTIES

- > Plug mating: > 1000 mating cycles
- > Temperature:
Operating temperature range -10°C to +60°C
Storage temperature range -40°C to +70°C

PHYSICAL

- > RJ 45 8P 8C Connector
- > Conductor Material: Stranded Copper
- > Insulation Material: HDPE
- > Jacket Type: FR-PVC/LSZH sheath
- > Plug: 50 Microns Gold Plated Contact
- > Boot: Moulded Transparent
- > Colour options available on request

PACKING: Each patch cord in individual gift pack.

COPPER ACCESSORIES

CAT 6A STP PATCH CORD



KEY FEATURES

- > Available in the lengths of 1, 2, 3 m and customised length
- > Available in Light Grey Colour
- > Available with FR-PVC/LSZH jacket material
- > 100% Factory Tested
- > Shielded Boot Cable Assemblies
- > Exceeds Cat 6A Performance

ELECTRICAL PROPERTIES

- > Spark Test for Insulation (DC): 2.5 KV
- > Conductor Resistance max. at 20°C: 87.60 Ω /km
- > Characteristic Impedance: 100 \pm 15 Ω
- > Propagation Delay Skew: 45 ns/100 m

COMPLIANCE

- > RoHS Compliant
- > ANSI/TIA-568.2-D
- > ISO/IEC 11801

MECHANICAL PROPERTIES

- > Plug mating: > 1000 mating cycles
- > Temperature:
Operating temperature range -10°C to +60°C
Storage temperature range -40°C to +70°C

PHYSICAL

- > RJ 45 8P 8C Connector
- > Conductor Material: Stranded Copper
- > Insulation Material: HDPE
- > Jacket Type: FR-PVC/LSZH sheath
- > Plug: 50 Microns Gold Plated Contact
- > Boot: Shielded Boot
- > Colour options available on request

PACKING: Each patch cord in individual gift pack.

CAT 6A UTP LOCKABLE PATCH CORD



KEY FEATURES

- > Available in the lengths of 1, 2, 3 m
- > Available in Light Grey Colour
- > Available with FR-PVC jacket material
- > 100% Factory Tested
- > Single side / Double side locking
- > Exceeds Cat 6A Performance

ELECTRICAL PROPERTIES

- > Spark Test for Insulation (DC): 2.5 KV
- > Conductor Resistance max. at 20°C: 87.60 Ω /km
- > Characteristic Impedance: 100 \pm 15 Ω
- > Propagation Delay Skew: 45 ns/100 m

COMPLIANCE

- > RoHS Compliant
- > ANSI/TIA-568.2-D
- > ISO/IEC 11801

MECHANICAL PROPERTIES

- > Plug mating: > 1000 mating cycles
- > Temperature:
Operating temperature range -10°C to +60°C
Storage temperature range -40°C to +70°C


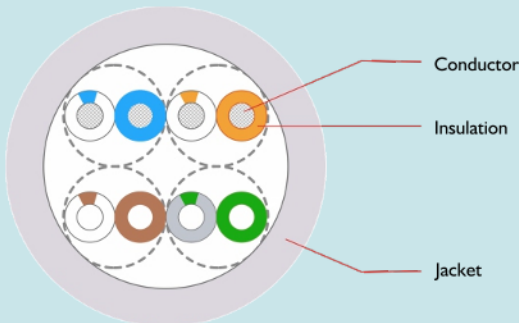
PHYSICAL

- > RJ 45 8P 8C Connector
- > Conductor Material: Stranded Copper
- > Insulation Material: HDPE
- > Jacket Type: FR-PVC sheath
- > Plug: 50 Microns Gold Plated Contact
- > Boot: Moulded Transparent
- > Colour options available on request

PACKING: Each patch cord in individual gift pack.

TELEPHONE WIRE

SWITCHBOARD CABLES



Conductor construction and type for all sizes:	Single solid in 0.4 mm and 0.5 mm conductor size
Manufactured against order:	Single solid in 0.6 mm and 0.9 mm conductor size
Standard insulation base:	Special grade high density polyethylene
Standard jacketing base:	Jacketing of FR (Flame Retardant) PVC compound made from virgin grade PVC resin
Insulation type for all sizes:	Single coloured pressure extrusion
Jacketing type for all pairs:	Generally tubular extrusion
Rip cord:	Nylon

Standard conductor sizes (Nominal dia in mm)	0.4	0.5			
Conductor construction of:	Single solid	Single solid			
Maximum conductor resistance (per km. at 20 deg. C in Ohms):	143	92.2			
Nominal insulation thickness of wire (in mm):	0.2	0.2			
Nominal overall diameter of insulated wire (in mm):	0.82	0.92			
Maximum Mutual capacitance (per km in nF):	50	50			
Minimum insulation resistance in air (per km in mega ohms):	5000	5000			
Maximum capacitance unbalance pair to pair (per km in pf):	230	230			
Overall diameter of jacketed cable (+/- 2 % in mm) for:					
1 Pair	2.65	2.75			
2 Pair	3.70	3.75			
3 Pair	4.00	4.25			
4 Pair	4.50	5.50			
5 Pair	5.10	5.75			
Standard lengths supplied in (in meters):	100	100			
Maximum weights of individual cartons (in kgs.) for					
1 Pair	0.7	1.1			
2 Pair	1.1	1.6			
3 Pair	1.5	2.1			
4 Pair	1.8	2.4			
5 Pair	2.2	3			
Color Combination for	Pair 1	Pair 2	Pair 3	Pair 4	Pair 5
1 Pair	White-Blue				
2 Pair	White-Blue	White-Orange			
3 Pair	White-Blue	White-Orange	White-Green		
4 Pair	White-Blue	White-Orange	White-Green	White-Brown	
5 Pair	White-Blue	White-Orange	White-Green	White-Brown	White-Grey

AMERICAN WIRE GAUGE (AWG) - SINGLE COPPER WIRE

Gauge (AWG)	Diameter		Max. Resistance @20°C	
	(mm)	(inches)	(Ohm/1000m)	(Ohm/1000ft)
1	7.35	0.2893	0.4066	0.1239
2	6.54	0.2576	0.5127	0.1563
3	5.82	0.2294	0.6464	0.1970
4	5.19	0.2043	0.8152	0.2485
5	4.62	0.1819	1.028	0.3133
6	4.11	0.1620	1.296	0.3950
7	3.67	0.1443	1.634	0.4980
8	3.26	0.1285	2.061	0.6282
9	2.91	0.1144	2.599	0.7922
10	2.59	0.1019	3.277	0.9988
11	2.3	0.09074	4.132	1.259
12	2.05	0.08081	5.211	1.588
13	1.83	0.07196	6.571	2.003
14	1.63	0.06408	8.285	2.525
15	1.45	0.05707	10.45	3.185
16	1.29	0.05082	13.17	4.014
17	1.15	0.04526	16.61	5.063
18	1.02	0.04030	20.95	6.386
19	0.904	0.03589	26.41	8.050
20	0.813	0.003196	33.31	10.15
21	0.724	0.02846	42.00	12.80
22	0.643	0.02535	52.96	16.14
23	0.574	0.02257	66.78	20.35
24	0.511	0.02010	84.21	25.67
25	0.455	0.0179	106.2	32.37
26	0.404	0.01594	133.9	40.81
27	0.361	0.01420	168.9	51.48
28	0.321	0.01264	212.9	64.89
29	0.286	0.01126	268.5	81.84
30	0.255	0.01003	338.5	103.2
31	0.226	0.0401	426.9	130.1
32	0.203	0.0324	538.3	164.1
33	0.180	0.0255	678.8	206.9
34	0.160	0.0201	856.0	260.9
35	0.142	0.0159	1,079	328.9
36	0.127	0.0127	1,361	414.8
37	0.114	0.0103	1,716	523.0
38	0.102	0.00811	2,164	659.6
39	0.0890	0.00621	2,729	831.8
40	0.0787	0.00487	3,441	1,049
41	0.0711	0.00397	4,339	1,323
42	0.0635	0.00317	5,472	1,668
43	0.0559	0.00245	6,899	2,103
44	0.0508	0.00203	8,700	2,652
45	0.0447	0.00157	10,971	3,344
46	0.0399	0.00125	13,834	4,217
47	0.0356	0.000993	17,444	5,317
48	0.0315	0.000779	21,996	6,704
49	0.0282	0.000624	27,737	8,454
50	0.0252	0.000497	34,976	10,661
51	0.0224	0.000392	44,103	13,443
52	0.0198	0.000308	55,613	16,951
53	0.0178	0.000248	70,127	21,375
54	0.0158	0.000195	88,429	26,953
55	0.0140	0.000153	111,506	33,987
56	0.0125	0.000122	140,607	42,858
57	0.0111	0.00044	177,302	54,042
58	0.0099	0.00039	223,574	68,146
59	0.0088	0.00035	281,921	85,931
60	0.0079	0.00031	355,496	108,356

“

Charging the world with connectivity,
our wires are the silent architects of progress,
weaving the networks that power the
pulse of innovation in every connection.

”



CONTACT INFO

Address: F-35/2, Okhla Industrial Area,
Phase -II, New Delhi 110020

Phone: +91-9873430566, +91-9810212737
+91-8826008332

Email: info@fcomtechnology.com



Scan QR to download
the brochure